







For the UNIKON UCS battery change you will need:

2mm Allen key

2 x AA batteries

BEFORE proceeding with the following steps, make sure ALL cables are unplugged

	
<p>1. Using the 2mm allen key remove the 4 screws on the side of the UCS</p>	<p>2. Gently remove the top cover being careful not to rip out the cable</p>
	
<p>3. The battery is located in the bottom right hand corner of the base</p>	<p>4. Remove the old batteries</p>
	
<p>5. Insert the new batteries</p>	<p>6. Replace the cover and screws</p>